

AN OEM REFRACTOMETER  
FOR IN-LINE BRIX  
MEASUREMENT

**K-PATENTS**  
PROCESS INSTRUMENTS



K-PATENTS SANITARY OEM REFRACTOMETER PR-33-AC

# TYPICAL APPLICATIONS

## BEVERAGES

Extraction, evaporation, brewing, distilling, blending and filling. Alcohol, rum, molasses, liquors, cider. Beer, wort, cut beer, root beer. Juices, blended vegetable juice, blended fruit juices and nectars, still drinks, vegetable and juice concentrates, ice tea, ice coffee, instant coffee, instant tea. Soft drinks, energy and sport drinks, beverage base. Wines, grape must.

## CEREALS

Sugar syrup.

## CONFECTIONARY

Candies, caramel, flavors, syrup, topping, sugar coating.

## CULTURES, ENZYMES, YEAST

## DAIRY

Condensed milk, skimmed milk, milk powder, caseinate, yeast extract, yoghurt, ice cream, whey, lactose.

## EGG

Egg white, egg yolk, whole egg, mixes with added sugar or salt, egg powder.

## FLAVOURS AND INGREDIENTS

## FRUIT AND VEGETABLE PROCESSING

Preserves, canned fruits, canned vegetables, vegetable extract, sauces, instant soups. Soy, soy milk. Tomato based products, tomato puree, ketchup.

## PRODUCT AND CIP INTERFACES

Product to product interfaces, product to CIP interfaces.

## QUALITY CONTROL AND TESTING

## SUGAR DISSOLVING

Standardized sugar syrup.



K-PATENTS SANITARY OEM REFRACTOMETER PR-33-AC

# SOLUTION FOR OEM

K-Patents has used its process refractometer expertise to develop a light, compact style refractometer model with rugged industrial durability and dependability. K-Patents Sanitary OEM Refractometer PR-33-AC is designed to meet the needs of original equipment manufacturers (OEMs) and integrators serving beverage, dairy and food processing industries.

The Sanitary OEM Refractometer has a measurement range of 0 to 100 Brix and provides a 4–20 mA output signal proportional to the temperature compensated Brix value for real-time process control.

The Sanitary OEM Refractometer sensor is installed in the main processing line and no by-pass arrangements are required. The sensor is angle mounted in the outer corner of the pipe bend directly or through a flow cell or a Sanitary clamp. This way the best flow conditions and self-cleaning effect can be achieved. The sensor can also be mounted with a Varivent® connection.

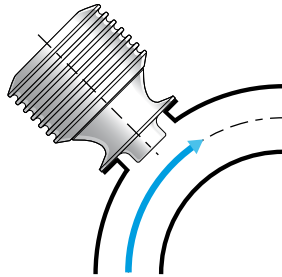
The Sanitary OEM Refractometer is Sanitary 3-A approved and EHEDG tested to meet the highest hygiene requirements of food production. It withstands the rigors of food processing such as process temperatures up to 130°C (265°F), CIP and SIP processes and cleaning and rinsing of facilities.

The Sanitary OEM Refractometer is factory calibrated to measure Brix and temperature in standard units. Each Sanitary OEM sensor has identical calibration. Because of this, the Sanitary OEM sensors can be freely interchanged without optical recalibration or parameter changes. The Sanitary OEM Refractometer does not require any recalibration or regular maintenance.

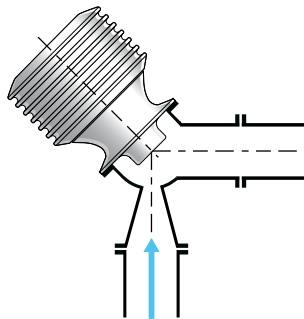
Wiring the Sanitary OEM Refractometer to a control loop is as simple as plugging a connector into the receptacle.

# IN-LINE INSTALLATION

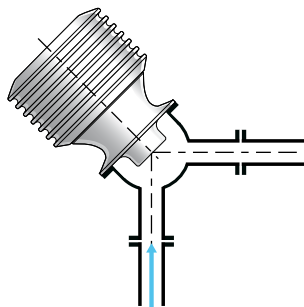
2.5 inch Sanitary clamp



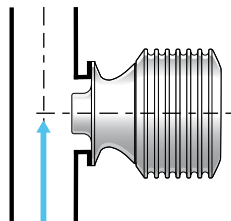
2.5 inch Sanitary clamp and flow cell



2.5 inch Sanitary clamp and flow cell



Varivent® connection



# ACCURATE OPERATION

K-Patents Sanitary OEM Refractometer PR-33-AC provides truly accurate means for measuring Brix. The Sanitary OEM determines the concentration of dissolved solids by making an optical measurement of a solution's refractive index  $n_D$ . The measurement is automatically temperature compensated.

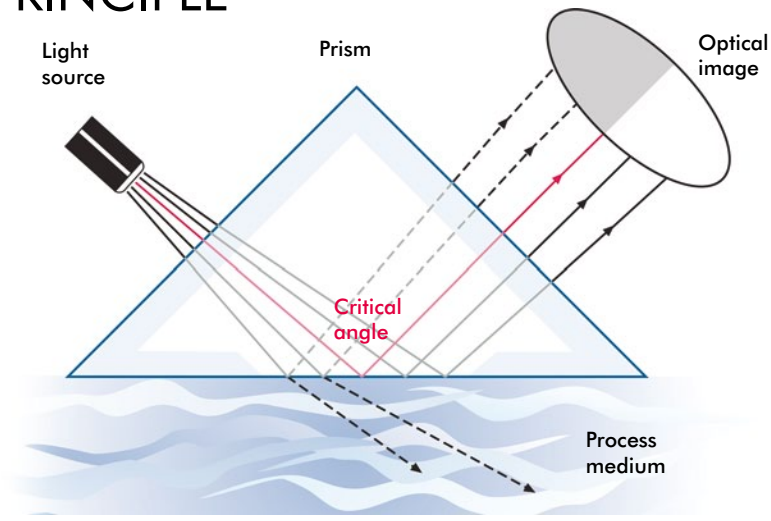
The measurement accuracy is  $n_D \pm 0.0002$  and repeatability is  $n_D \pm 0.0001$ , which result in repeatability of  $\pm 0.05$  Brix. The same accuracy and repeatability are provided across the full measurement range of 0–100 Brix.

The output values of the sensor are transmitted through a 4–20 mA output and an Ethernet connection by using a UDP/IP protocol.

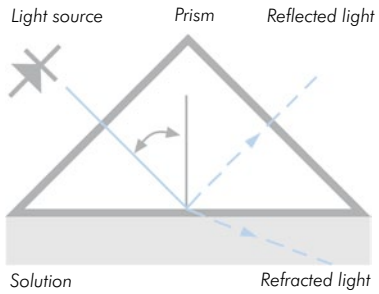
The measurement is not influenced by bubbles, particles, sugar crystals, seeds, fibres, color or temperature and pressure changes in the process medium.

K-Patents' manufacturing process is ISO 9001 certified. K-Patents also supports the verification within the user's own quality system. The calibration and accuracy of the Sanitary OEM Refractometer can be easily verified on-site with the certified refractive index liquids.

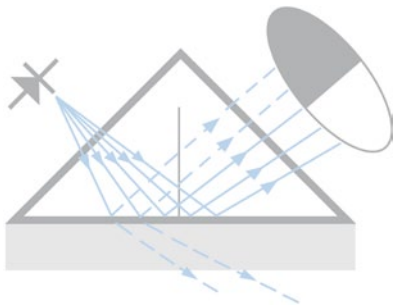
# DIGITAL MEASUREMENT PRINCIPLE



The light source sends light against the interface between a prism and the process solution, where the rays meet the surface at different angles.

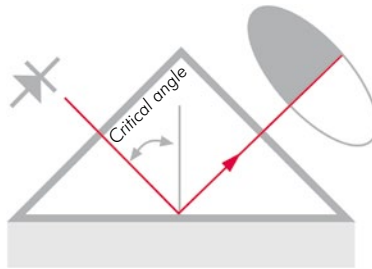


Depending on the angle, some rays undergo a total internal reflection. The rest of the light is refracted into the process solution.



Thus an optical image with a dark sector and a light sector is created.

The angle corresponding to the shadow line is called the critical angle of total internal reflection. This angle is a function of the refractive index and therefore the concentration of the solution.



A CCD-camera detects the optical image. The image is transformed point-by-point into a digital signal. Digital signal processing is used to locate the exact shadow line position and to determine the refractive index  $n_D$ .

A built-in temperature sensor measures the temperature  $T$  on the interface of the process liquid. The sensor converts the refractive index  $n_D$  and temperature  $T$  to Brix units.

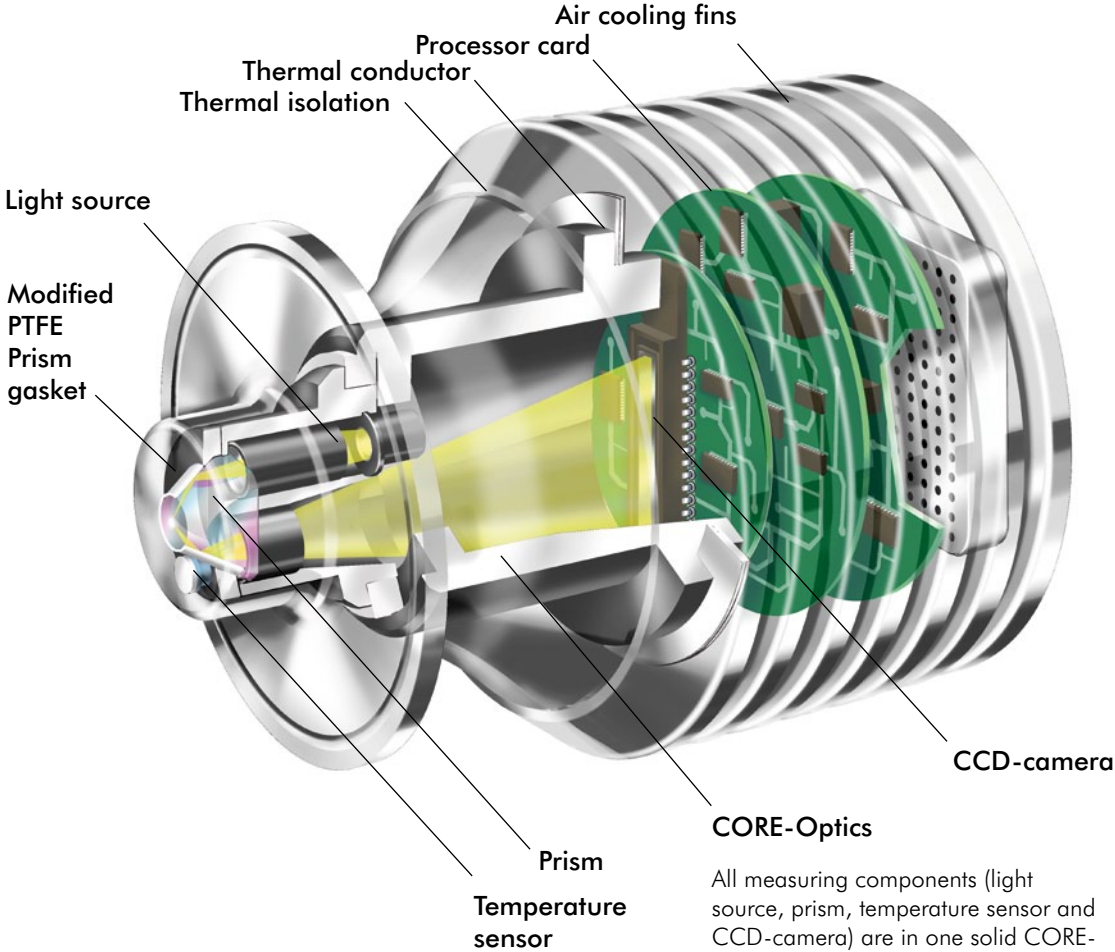
The diagnostics program ensures that the measurement is reliable.

# DATA LOGGING VIA ETHERNET

K-Patents Sanitary OEM Refractometer PR-33-AC is the most advanced refractometer on the market since it includes an Ethernet based communications solution. This allows connection and data download to a computer. Real-time measurement data and diagnostic information may be obtained through this interface, and this makes it also a valuable service tool for parameter changes and software updates.

Any computer with a standard Ethernet connection can be configured to view and download data from the sensor by using a standard web browser.

# DESIGN



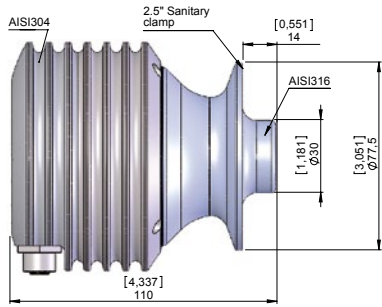
All measuring components (light source, prism, temperature sensor and CCD-camera) are in one solid CORE-optics module.

The patented CORE-optics is mechanically isolated from the influence of external forces and vibrations. The CORE-optics contains no mechanical adjustments.

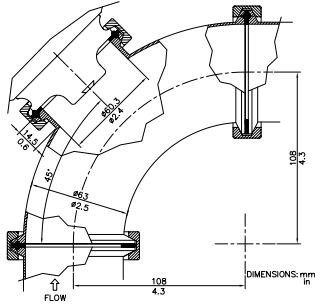
(US Patent No. 6067151)

# SPECIFICATIONS

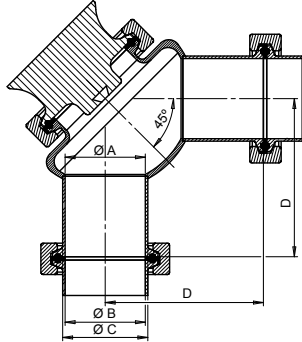
Sensor PR-33-AC with 2.5 inch Sanitary clamp



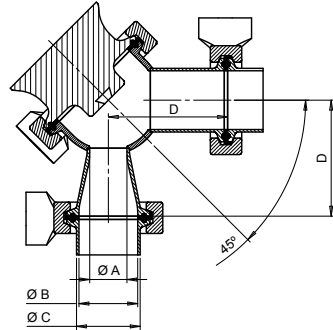
EFC Flow cell, 2.5 inch line diam.



AFC Flow cell, 2 inch line diam., straight inlet



AFC Flow cell, 1 inch line diam., reduced inlet



Refractive Index range:	Full range 0..100 Brix, corresponds to $n_D = 1.3200...1.5300$
Accuracy (across the full range):	$\pm 0.1$ Brix, corresponds to Refractive index $n_D \pm 0.0002$ Repeatability $\pm 0.05$ Brix, corresponds to $n_D \pm 0.0001$
Speed of response:	1 s undamped, damping time selectable up to 5 min
Calibration:	With Cargille standard R.I. liquids over full range of $n_D$ 1.3200...1.5300
CORE-Optics:	No mechanical adjustments (US Patent No. US6067151)
Digital measurement:	3648 pixel CCD element
Light source:	Light emitting diode (LED), 590 nm wavelength, sodium D-line
Temperature sensor:	Built-in Pt1000, linearization according to IEC 751
Temperature compensation:	Automatic, digital compensation
Instrument verification:	According to ISO 9000 quality system: with Cargille standard R.I. liquids and guided procedure over Ethernet
Ambient temperature:	Max. 45°C (113°F), min. -20°C (-4°F)

## SENSOR PR-33-AC:

Process connection:	Sanitary 3A-clamp 2.5"; Varivent® in-line access unit clamp DN65 or via elbow flow cell (for line sizes of 2.5" and smaller)
Process pressure:	Max. 15 bar (200 psi) at 20°C (70°F)/9 bar (125 psi) at 120°C (250°F)
Process temperature:	-40°C...130°C (-40°F...266°F)
Process wetted parts, standard:	AISI 316L stainless steel ( $R_a < 0.8 \mu\text{m}$ , 30 $\mu$ inch), prism sapphire, prism gaskets modified PTFE (teflon)
Sensor housing material:	AISI 304 stainless steel
Sensor protection class:	IP67, Nema 4X
Sensor weight:	1.7 kg (3.7 lbs)
Current output:	Isolated 4–20 mA (1000 Vdc isolation voltage)
Ethernet output:	10/100BaseT Ethernet, web server for configuration and diagnostics, UDP/IP connection for data acquisition
Power supply:	+24V, less than 2 W

## INTERCONNECTING CABLES:

Electrical cable:	PR-8350-010, four-wire cable for +24V power supply and mA output. Cable connector: C-coded male M12 connector on the cable
Ethernet cable:	PR-8330-010, standard industrial Ethernet cable. Cable with RJ45 connector and M12 4-pin D-coded male (female at device) for Ethernet. Cable with M12 4-pin A-coded female (male at device) for +24VDC and mA
Interconnecting cable length:	10 m (33 ft)

## OPTIONS:

Interconnecting cables, flow cells, blind flange for Sanitary clamp 2.5 inch

## ORDERING INFORMATION:

- Sensor type and process connection
- Desired scale
- Properties of process solution
- Process temperature range
- Process pipe size
- Process flow rate
- Options and accessories

## K-PATENTS OY

P.O. BOX 77  
ELANNONTIE 5  
FI-01511 VANTAA, FINLAND  
PHONE: INT.+358-207-291 570  
FAX: INT.+358-207-291 577  
INFO@KPATENTS.COM  
WWW.KPATENTS.COM

## K-PATENTS, INC.

1804 CENTRE POINT CIRCLE, SUITE 106  
NAPERVILLE, IL 60563  
U.S.A.  
PHONE: (630) 955 1545  
FAX: (630) 955 1585  
INFO@KPATENTS-USA.COM  
WWW.KPATENTS.COM

We reserve the right to technical alterations.